




ATLANTIC OCEAN RESEARCH ALLIANCE

.....
CO-ORDINATION AND SUPPORT ACTION

Making the Ecosystem Approach Operational

Mark Dickey-Collas, Ellen Johannesen ICES, Jason Link, Becky Shuford NOAA,
Gabriella Bianchi FAO, M. Robin Andersen DFO, Erik Olsen, IMR

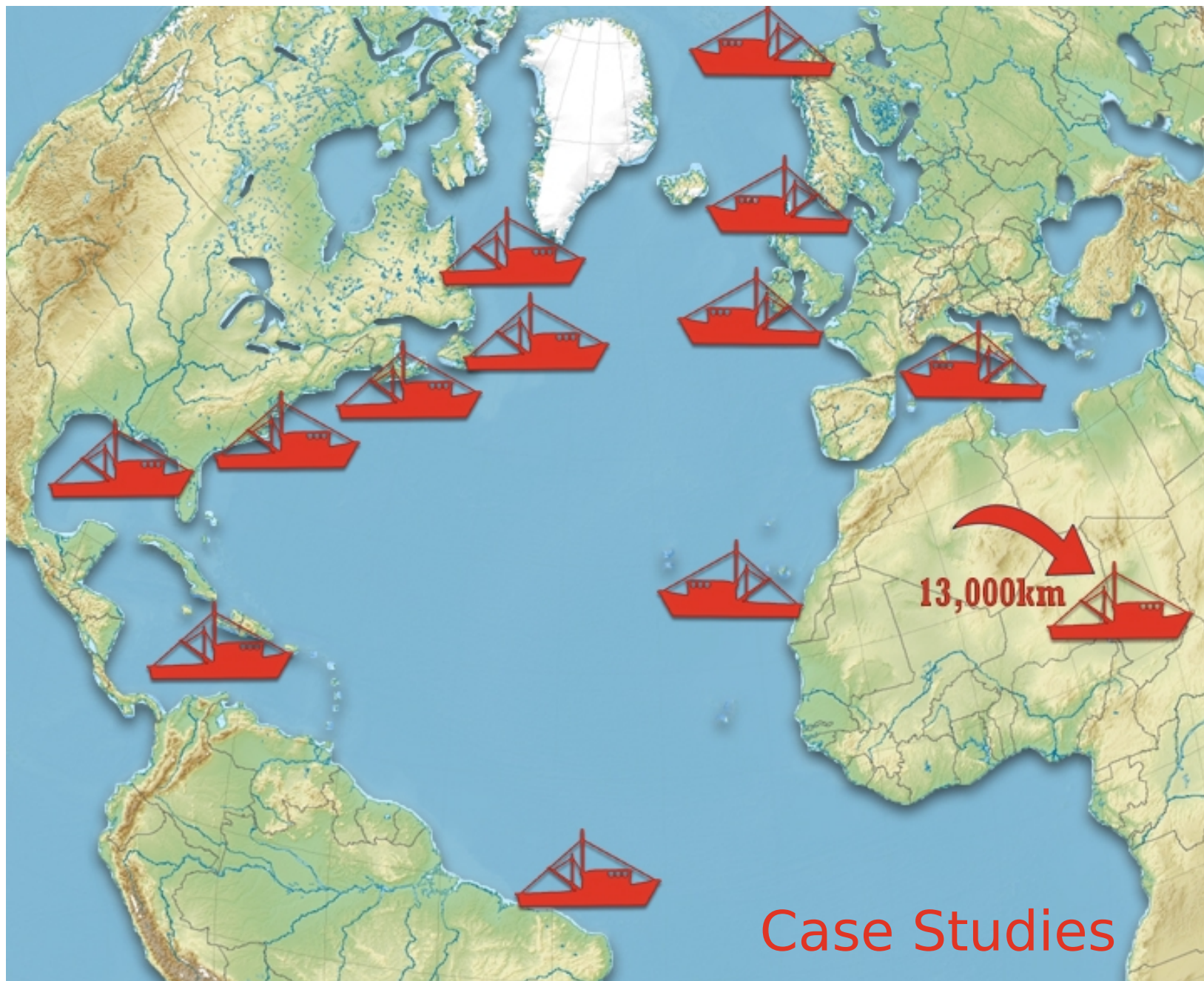
Workshop January 2016



Objective

Explore strengths & weaknesses of recent implementation of Ecosystem Based Management, focus on challenges for cross sectoral approaches.





Method

- case studies
 - online survey
 - workshop sub groups
- 54 participants

No forum or metrics to quantitatively compare examples

Why use Ecosystem Approach?



Political need – international and national commitments

Operational benefits - trade-offs explicit, ownership of process, spectrum of approaches able to adapt to complex challenges



Shared common understanding

Balancing human activities & environmental stewardship in a multiple use context.

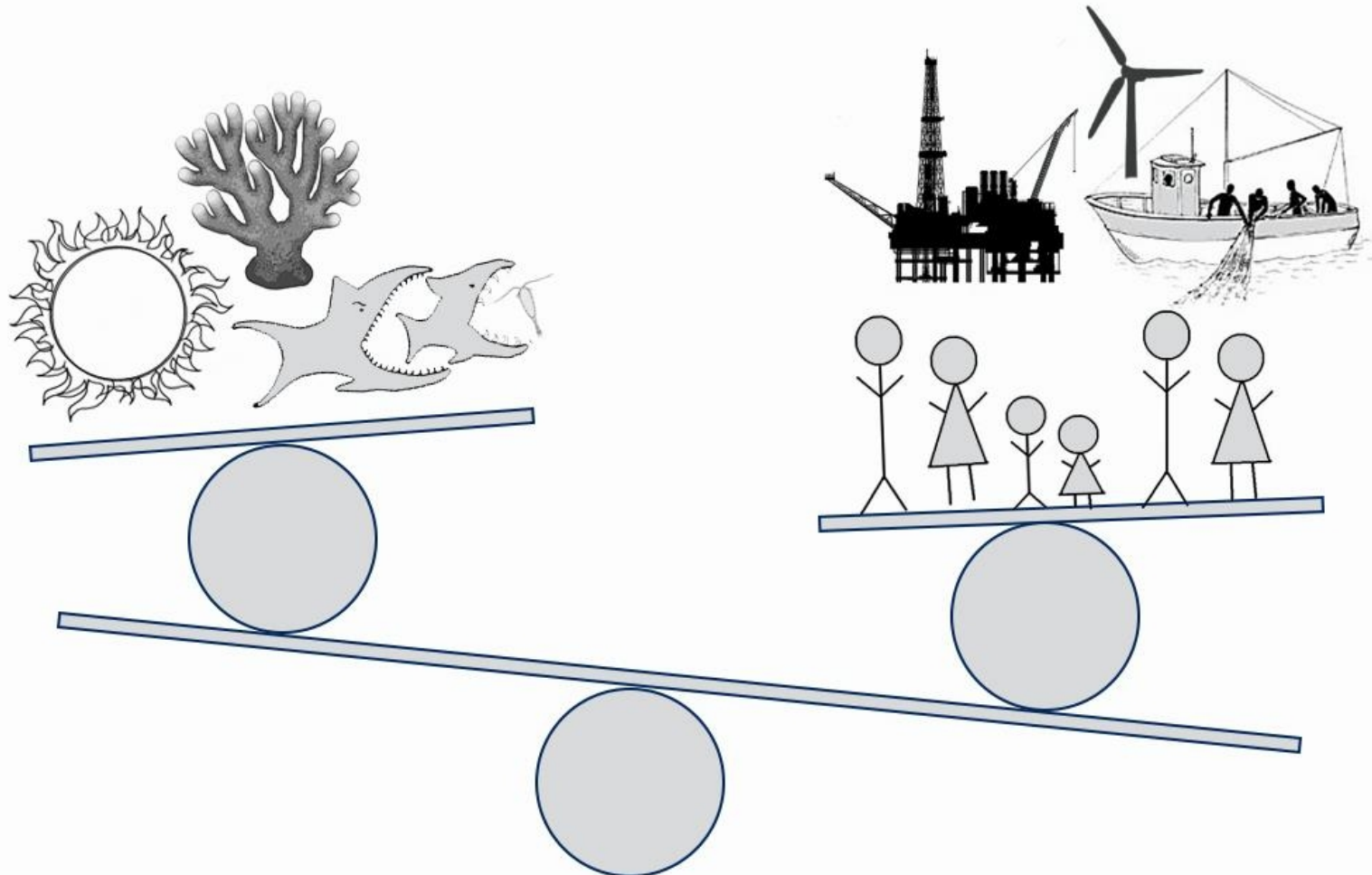


Image: ICES

Shared common understanding

- Evidence based, trans-multidisciplinary
- Participatory
- Adaptive management
- Setting boundaries & limits
- Evaluation

Properties of success

- transparent & trusted evidence base - honest brokers
- mechanisms for setting objectives/priorities
- players understand their role in the process
- realistic ambitions
- governance framework honours outcomes
- “right” people at the “right” tables with equity
- limits to understanding acknowledged
- recognise existing sectoral objectives & incentives
- participatory tool development



Most trusted in America

Short of expectations - governance



Trust



No shared
articulated need



Incentives &
stakeholder buy-in



Governance
honouring outcomes



Differing expectations
& time frames

Images: NOAA

Example: role of political leadership

An uncharted voyage:
Ten years of integrated ecosystem-based
management in the Barents Sea.



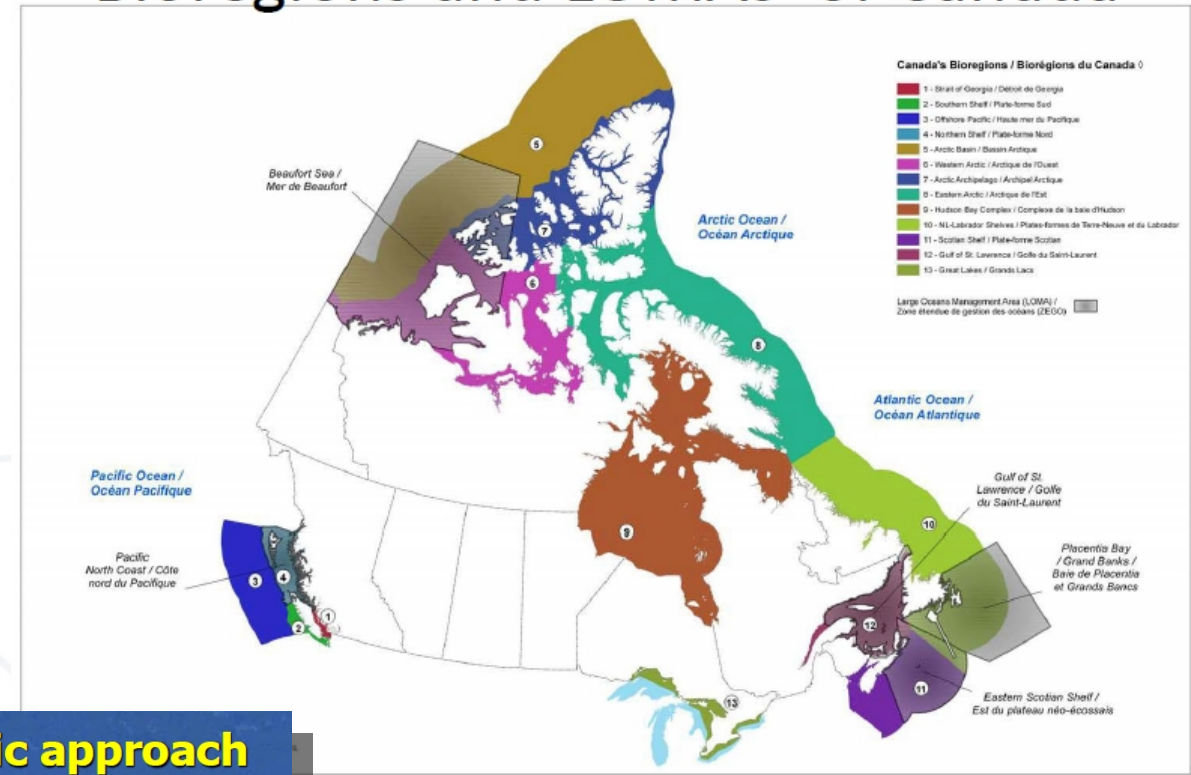
Erik Olsen
Institute of Marine Research, Norway

@erikjsolsen

Small circular icons on the right side of the slide represent various aspects of the research, including a map, a 'Why?' icon, a 'How?' icon, and a 'What?' icon.

Barents Sea, Norway

Bioregions and LOMAs of Canada



LOMAs, Canada

A pluralistic approach
to EBM implementation
in the Caribbean.



Lucia Fanning
Marine Affairs Program
Dalhousie University

Short of expectations – framework, methods



No clear framework
for implementation



Role of science in an
applied process



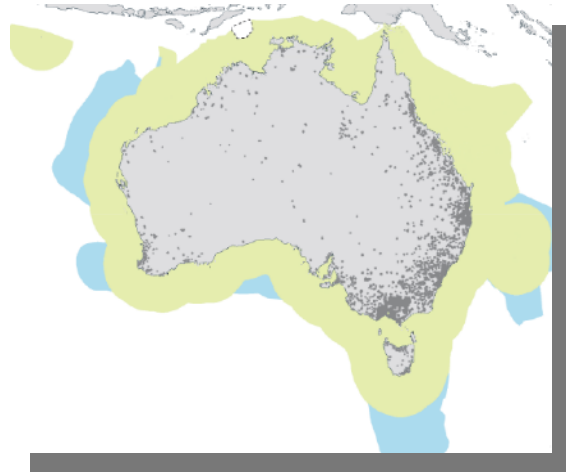
Few transferable metrics &
shared currency for trade-offs



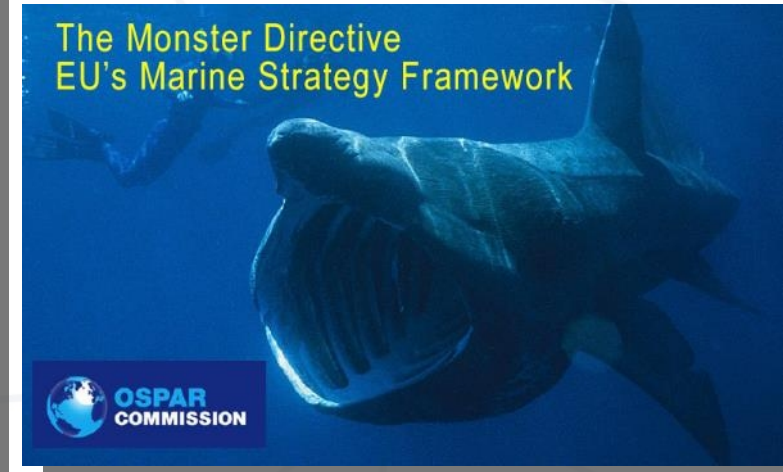
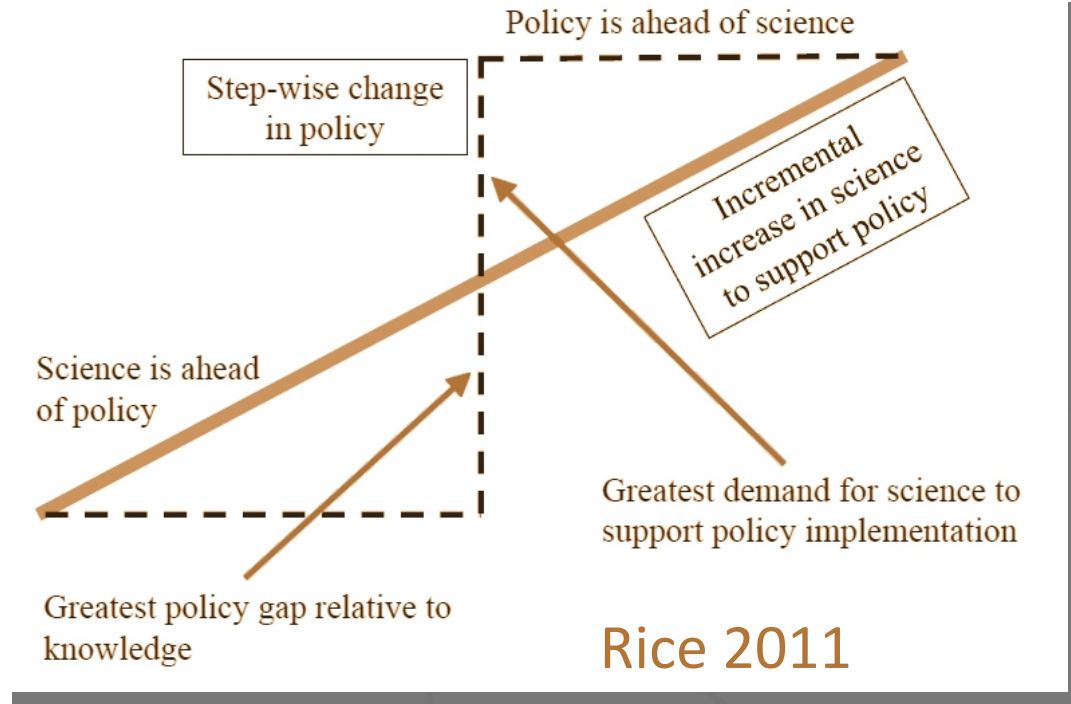
Policy ahead of science

Images: NOAA

Example: Policy ahead of understanding



Australia Oceans
Policy 1998
David Smith



OSPAR & MSFD
EmilyCorcoran

but different on other areas

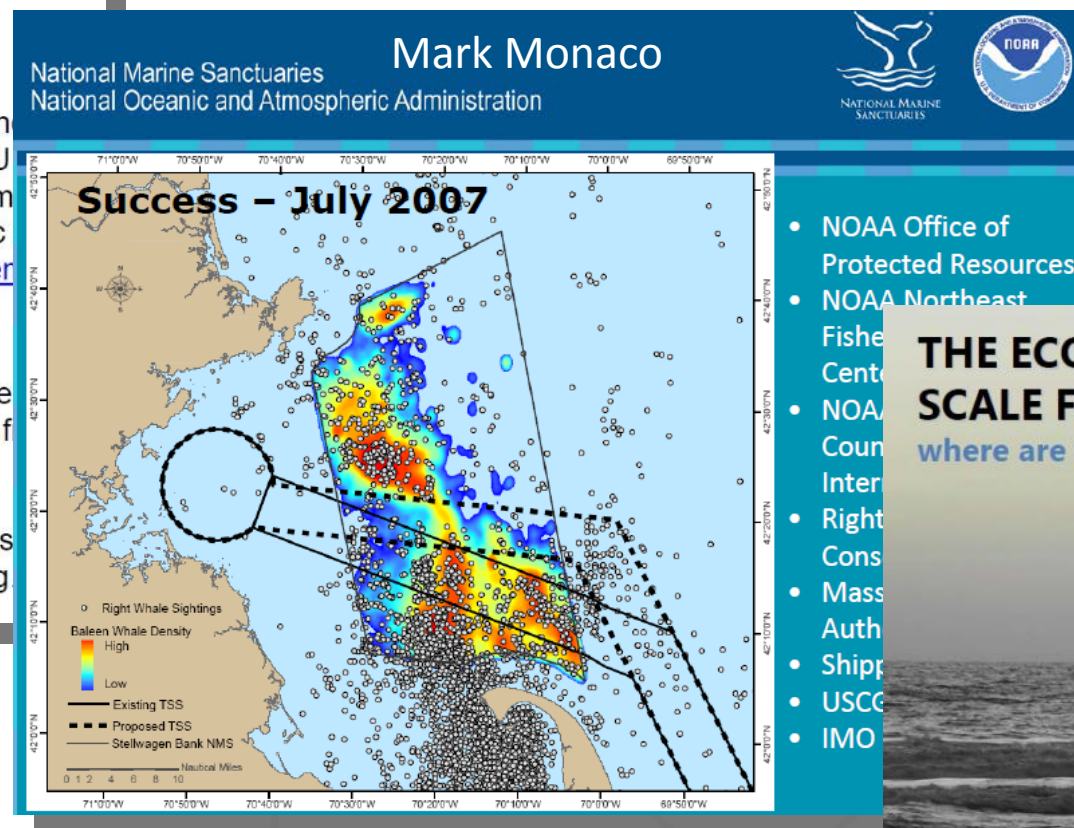
Example: buy-in & incentives



Jenny Oates, WWF-UK
Celtic Seas Project Manager
www.celticseaspartnership.eu



- Supporting transboundary implementation of EU Marine Strategy Framework Directive in the Celtic through the [ecosystem approach](#)
- Engagement with over 22 marine stakeholders from 22 sectors, including fisheries, energy, governments, eNGOs, aquaculture, shipping



- NOAA Office of Protected Resources
- NOAA Northeast Fisheries Center
- NOAA Council on International Conservation
- Massachusetts Department of Environmental Protection
- US Coast Guard
- IMO

Small scale fishers, Ecuador

THE ECOSYSTEM APPROACH TO SMALL SCALE FISHERIES IN SOUTH AMERICA:
where are we standing and where are we going?



IGNACIO GIANELLI
& OMAR DEFEO
MARINE SCIENCE UNIT
FACULTY OF SCIENCE, URUGUAY

Celtic Seas Partnership

Shipping & whales, USA

Options for progress



- Develop frameworks for implementation
- Acknowledge power of/ownership between sectors
- Trade-offs
- Use whatever governance mandate exist
- Find a honest champion
- Use momentum but temper expectations

See Sardà et al 2014,
Ecosystem-based management system

Governance

Provides authority Policy mismatch

Sectors/stakeholders

Ownership Operational challenges

Knowledge

Legitimacy & translation

Options for progress – personal note, from a scientist's perspective

As they leave the science closet,
knowledge brokers need to be aware
& empathetic to the arena they are
entering



Conclusions



1. Broad agreement of concepts and best practices
2. **Successes** - mechanisms for setting objectives & priorities, getting buy-in while understanding respective roles and responsibilities, realistic ambitions & tangible knowledge base.
3. **Failures** - misunderstanding incentives, poor stake-holder buy-in, and institutional & governance issues.
4. Greater attention to developing appropriate governance frameworks & leadership, roles of actors in process



Picture Icelandic Wilderness

The logo for the Atlantic Ocean Research Alliance (AORA) features the letters 'A', 'O', 'R', and 'A' in a bold, dark blue, sans-serif font. The letter 'O' is replaced by a 3D-rendered globe of the Earth, showing the continents and oceans in shades of blue and white. Sunlight rays emanate from behind the globe, creating a bright, glowing effect. The background of the top half of the image is a dark blue gradient with a wavy, abstract pattern that suggests ocean waves or light rays.

AORA

ATLANTIC OCEAN RESEARCH ALLIANCE

CO-ORDINATION AND SUPPORT ACTION

THANK YOU

www.atlanticresource.org