


Zooplankton.
Sheet 30.

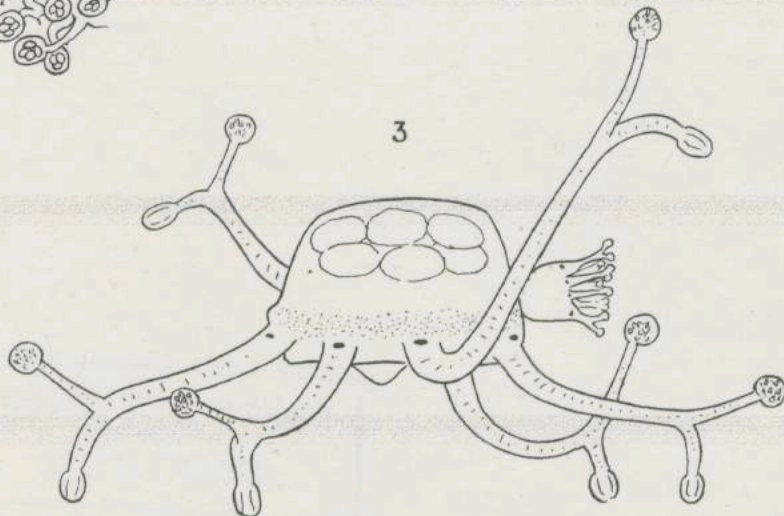
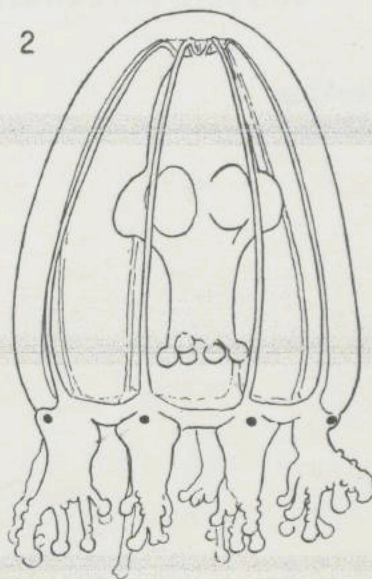
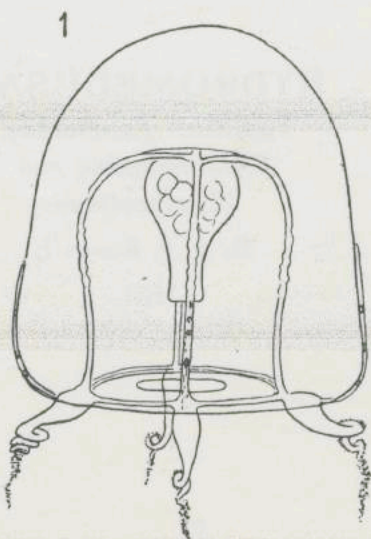
HYDROMEDUSAE

**Families: Zancleidae,
Cladonemidae and
Eleutheriidae**

(By F. S. Russell)

1951.





1. *Zanclea costata*; 1a. Cnidophores on marginal tentacle.
2. *Cladonema radiatum*. 3. *Eleutheria dichotoma*.

Family ZANCLEIDAE.

Mouth circular, simple. Gonads interradial. Marginal tentacles with abaxial stalked capsules, or cnidophores.

Genus ZANCLEA Gegenbaur:

With two or four marginal tentacles.

1. *Zanclea costata* Gegenbaur. The medusa can be identified immediately by the characteristic structure of the marginal tentacles which carry the peculiar stalked cnidophores. The species may occur with two or four marginal tentacles.

Family CLADONEMIDAE

Mouth with short lips armed with nematocyst clusters; stomach with perradial pouches; number of radial canals variable, some branched. Gonads completely surrounding stomach. Marginal tentacles variable in number, each with organs of adhesion.

Genus CLADONEMA Dujardin:

Characters as family.

2. *Cladonema radiatum* Dujardin. Usually eight, sometimes ten, radial canals and marginal tentacles. One to four, usually three, organs of adhesion on base of each marginal tentacle. This medusa can creep or swim.

Family ELEUTHERIIDAE

Mouth circular, simple; number of radial canals variable. Gonads in special dorsal brood pouch. Marginal tentacles variable in number, each with organ of adhesion.

Genus ELEUTHERIA Quatrefages:

Characters as family.

3. *Eleutheria dichotoma* Quatrefages. Usually six radial canals. Usually six, deeply bifurcated marginal tentacles. Medusa buds borne on exumbrella. An inshore, creeping medusa.

Further Information on Identification.

1. *Zanclea costata*: Allman, 1871—2, pp. 224 & 290, Pl. VII (as *Gemmaria implexa*); Hartlaub, 1907, p. 116, Figs. 104, 106—111, 115 (as *Zanclea implexa*), Figs. 115, 116 (as *Z. gemmosa*); Russell & Rees, 1936, p. 107, Figs. 1—12 (as *Z. gemmosa*); Russell, 1938, p. 420.
2. *Cladonema radiatum*: Hartlaub, 1907, p. 132, Figs. 123—125; Lengerich, 1922, p. 210, Fig. 1; 1923, p. 313, Figs. G—S (as *Eleutheria radiata*); Weill, 1937, p. 438.
3. *Eleutheria dichotoma*: Hartlaub, 1907, p. 127, Figs. 119—120; Lengerich, 1923, p. 359, Figs. R¹—Z¹, D²; Mayer, 1910, p. 94, Figs. 46—48.

Distribution	Species
Gulf of Bothnia	—
Gulf of Finland	—
Baltic proper	—
Belt Sea	2
Kattegat	3
Skagerak	1, 2, 3
Northern North Sea	1
Southern North Sea	1, 2, 3
English Channel (Eastern)	2
English Channel (Western)	1, 2, 3
Bristol Channel and Irish Sea	1, 2, 3
South and West Ireland and Atlantic	1, 2, 3
Faroe Shetland Area	—
Faroe Iceland Area	—
Norwegian Sea	—
Barents Sea	—

References.

- Allman, George James. 1871—72. Monogr. Gymnoblatic or Tubularian Hydroids. (Ray Society).
 Hartlaub, Cl. 1907. Nordisches Plankton. Lief. 6, XII, Craspedote Medusen, Teil 1, Lief. 1, Codoniden und Cladonemiden, p. 1.
 Lengerich, Hanns. 1922. Zool. Anz. Leipzig, Bd. LIV, Nr. 9/10, I, Wiss. Mitt. 4, p. 209.
 — 1923. Zool. Jahrb. Jena, (Anat.), Bd. 44, Heft 3, p. 311.
 Mayer, Alfred Goldsborough. 1910. Medusae of the World, Vol. I.
 Russell, F. S. & Rees, W. J. 1936. Journ. Mar. Biol. Assoc., Vol. XXI, p. 107.
 Russell, F. S. 1938. Journ. Mar. Biol. Assoc., Vol. XXII, p. 411.
 Weill, Robert. 1937. Bull. Biol. France-Belg., Tome LXXI, Fasc. 4, p. 438.