

CONSEIL INTERNATIONAL POUR L'EXPLORATION DE LA MER

Zooplankton.

Sheet 2.

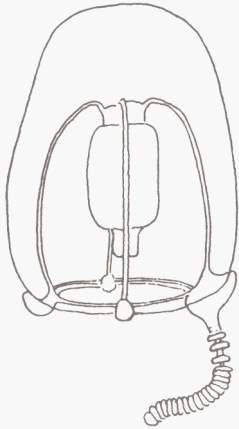
HYDROMEDUSAE

Family: Tubulariidae

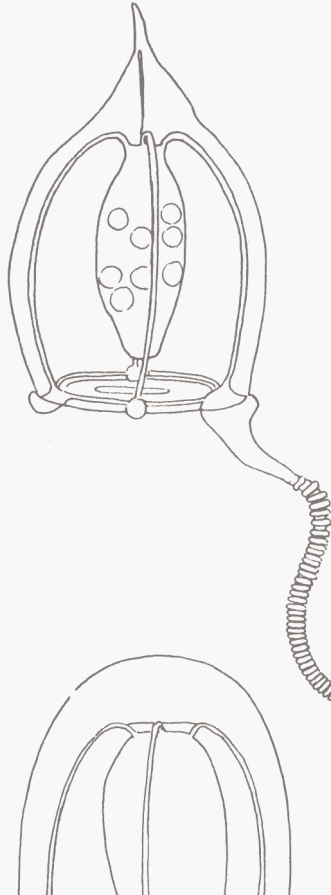
(By F. S. Russell)

1939.

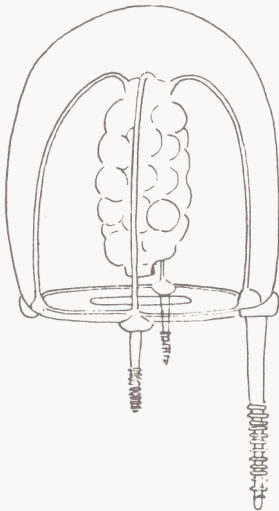
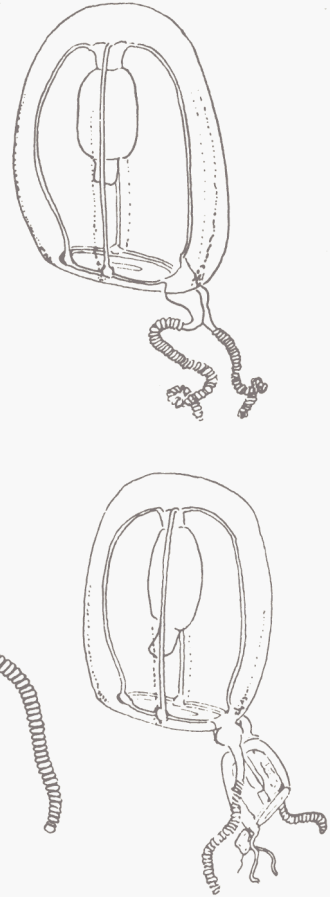
4
Euphysa aurata



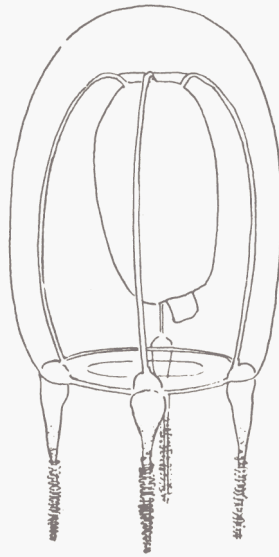
5
Corymorpha nutans



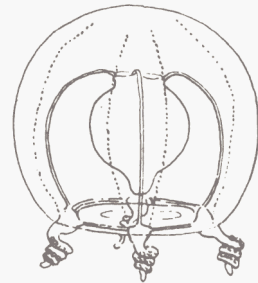
6
Hybocodon prolifer



3
Euphysa tentaculata



2
Euphysa flammea



1
Ectopleura dumortieri

Family TUBULARIIDAE.

Mouth circular, simple. Gonads completely surrounding stomach. No ocelli on marginal tentacle bulbs.

Genus ECTOPLEURA L. Agassiz:

No pointed apical process; four tentacles; eight meridional exumbrellar nematocyst tracks in four pairs.

Genus EUPHYSA Forbes:

No pointed apical process; one to four tentacles; no exumbrellar nematocyst tracks.

Genus CORYMORPHA M. Sars:

Pointed apical process present; one tentacle; no exumbrellar nematocyst tracks.

Genus HYBOCODON L. Agassiz:

No pointed apical process; one simple or compound tentacular bulb with one to three tentacles; five meridional exumbrellar nematocyst tracks; asexual budding from tentacular bulb.

Species	Number of Tentacles	Nematocyst armature on tentacles	Non-tentacular bulbs	Umbrella			Asexual budding	Maximum height mm.	Remarks
				Apical process	Exumbrellar nematocyst tracks	Margin			
1. <i>Ectopleura dumortieri</i> (Van Beneden).....	4	abaxial clusters	—	—	8	—	—	2	
2. <i>Euphysa flammea</i> (Linko).....	4	clusters and annulations	—	—	—	—	—	12	Earliest stages have one tentacle; later three, and then four are developed.
3. <i>E. tentaculata</i> (Linko).....	3	annulations	1 Exumbrellar spur	—	—	Horizontal	—	6	
4. <i>E. aurata</i> Forbes.....	1	"	3 Exumbrellar spurs	—	—	"	—	6	Margin may appear oblique in preserved specimens.
5. <i>Corymorpha nutans</i> M. Sars.....	1	"	3 Exumbrellar spurs	Present	—	"	—	6	
6. <i>Hybocodon prolifer</i> L. Agassiz.....	1-3 in single cluster	"	3- much reduced	—	5	Oblique	Present	4	Actinulae larvae developed on manubrium.

Further Information on Identification

1. *E. dumortieri*: Hartlaub, 1907, p. 94, Figs. 90—91; see also Mayer, 1910, p. 69.
2. *E. flammea*: Hartlaub, 1907, p. 12, Figs. 4—6 (as *Sarsia*); Bigelow, 1920, p. 4, Pl. II, Fig. 5 (as *Sarsia*); Kramp & Damas, 1925, p. 244, Figs. 1—3 (as *Sarsia*); Kramp, 1926, p. 19, Pl. I, Figs. 12—14.
3. *E. tentaculata*: Kramp, 1926, p. 22, Text-figs. 17—20, Pl. I, Fig. 8.
4. *E. aurata*: Hartlaub, 1907, p. 81, Figs. 77—78 (as *Corymorpha*); Sverdrup, 1921, p. 15, Pl. I, Fig. 5, Pl. II, Fig. 7 (as *Corymorpha*); Kramp, 1926, p. 25, Text-figs. 21—22, Pl. I, Figs. 10—11; Sanderson, 1930, p. 223; Kramp, 1937, p. 29, Fig. 9a; Rees, 1938, p. 25, Fig. 8.
5. *C. nutans*: Brown e, 1896, Pl. XVI, Fig. 1; Hartlaub, 1907, p. 76, Figs. 72—75, 78; Sverdrup, 1921, p. 16, Pl. II, Fig. 6; Kramp, 1926, p. 28, Text-figs. 23—27 (as *Steenstrupia*).
6. *H. prolifer*: Hartlaub, 1907, pp. 96—107, Figs. 92—100 (as *pulcher, prolifer, christinae, islandicus* and *amphipleurus*); Sanderson, 1930, p. 224; Sverdrup, 1921, p. 16, Pl. I, Fig. 4; Kramp, 1926, p. 33, Text-figs. 29—32, Pl. I, Fig. 9.

Distribution

Species

Gulf of Bothnia	
Gulf of Finland	
Baltic proper	6
Belt Sea	3, 4, 5, 6
Kattegat	3, 4, 5, 6
Skagerak	1, 4, 5, 6
Northern North Sea	4, 5, 6
Southern North Sea	1, 4, 5, 6
English Channel (eastern)	4, 5, 6
English Channel (western)	1, 4, 5, 6
Bristol Channel and Irish Sea	1, 4, 5, 6
South and West Ireland and Atlantic	1, 4, 5, 6
Faeroe Shetland Area	4, 5, 6
Faeroe Iceland Area	5, 6
Norwegian Sea	2, 4, 5, 6
Barents Sea	2, 3, 4

References to Work on Biology

(Numbers after references give species referred to)

- Kramp (1927) 3, 4, 5, 6; Kramp and Damas (1925) 2, 4, 5, 6; Lebour (1922) 5, 6, (1923) 5; Russell (1925, 27, 28, 31) 5, (1938) 1, 4, 5, 6.

References.

- Bigelow, Henry B. 1920. Rep. Canad. Arct. Exp. 1913—18, Vol. VIII, Pt. H, p. 1.
- Browne, Edward, T. 1896. Proc. Zool. Soc. London, p. 459.
- Hartlaub, C. I. 1907. Nordisches Plankton. Lief. 6, XII. Craspedote Medusen. Teil 1, Lief. 1, Codoniden und Cladonemiden, p. 1.
- Kramp, P. L. 1926. Medusae. Pt. II. Anthomedusae. Danish Ingolf-Expedition, Vol. V, Pt. 10, p. 1.
- 1927. The hydromedusae of Danish Waters. D. Kgl. Danske Vidensk. Selsk. Skrift., Naturvid. og math. Afd., 8. Række, XII, p. 1.
- 1937. Polyptyr (Coelenterata). II. Gopler. Danmarks Fauna, 43, p. 1.
- Kramp, P. L. & Damas, D. 1925. Vidensk. Naturh. Foren., Kjøbh., Bd. 20, p. 217.
- Lebour, Marie V. 1922. Journ. Mar. Biol. Assoc., Vol. XII, p. 644.
- 1923. Journ. Mar. Biol. Assoc., Vol. XIII, p. 70.
- Mayer, Alfred Goldsborough. 1910. Medusae of the World. Vol. I. Hydromedusae.
- Rees, W. J. 1938. Journ. Mar. Biol. Assoc., Vol. XXIII, p. 1.
- Russell, F. S. 1925, 27, 28, 31. Journ. Mar. Biol. Assoc., Vol. XIII, p. 769; Vol. XIV, p. 557; Vol. XV, p. 81; Vol. XVII, p. 767.
- 1938. Journ. Mar. Biol. Assoc., Vol. XXII, p. 411.
- Sanderson, Ann R. 1930. Journ. Mar. Biol. Assoc., Vol. XVII, p. 219.
- Sverdrup, Aslaug. 1921. Skr. Vidensk. Kristiania, 1921, I. Mat. Nat. Kl., Bd. 1, 1922, p. 1.

(Prepared by F. S. Russell, with grateful
acknowledgements to P. L. Kramp.)
