

CONSEIL INTERNATIONAL POUR L'EXPLORATION DE LA MER

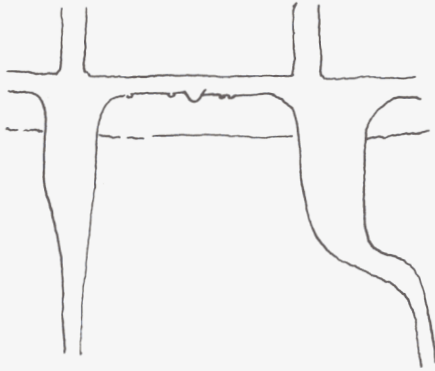
Zooplankton
Sheet 128

HYDROMEDUSAE

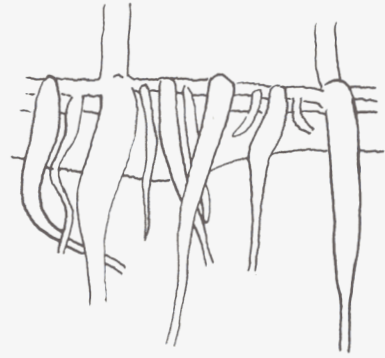
Family: Aequoreidae

(By F. S. RUSSELL)

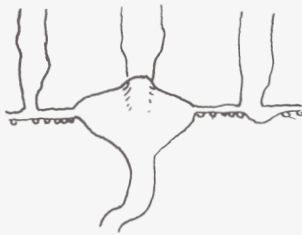
1970



1



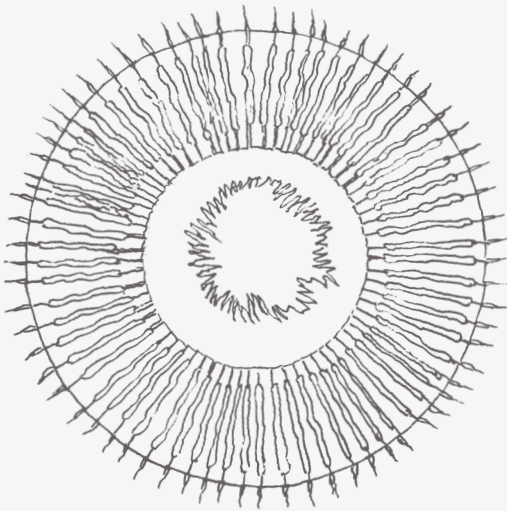
2




3



4



5



6

Bases of marginal tentacles

1. *Aequorea aequorea*
3. *Aequorea macrodactyla*

2. *Aequorea vitrina*
4. *Aequorea pensilis*

Diagrammatic drawing of whole medusa

5. *Aequorea aequorea*

6. *Aequorea pensilis*

Family Aequoreidae

Very broad stomach usually without peduncle; many simple or branched radial canals; with adaxial excretory pores; gonads on radial canals separated from stomach; no marginal nor lateral cirri; closed marginal vesicles.

Genus *Aequorea* Péron & Lesueur

Subumbrella surface smooth without rows of papillae; numerous simple radial canals.

1. *Aequorea aequorea* (FORSKÅL). Saucer-shaped, thick in centre gradually thinning towards margin; stomach usually half width of umbrella; usually 60–80 radial canals, sometimes fewer or up to 160; marginal tentacles usually less numerous than radial canals, but varying from half to twice as many; marginal tentacle bulbs elongated; up to 175 mm in diameter.
2. *Aequorea vitrina* GOSSE. Saucer-shaped, thick in centre gradually thinning towards margin; stomach about half width of umbrella; 60–100 radial canals; marginal tentacles more than three times as many as radial canals; marginal tentacle bulbs elongated; up to 170 mm in diameter.
3. *Aequorea macrodactyla* (BRANDT). Central disc lens-shaped, margin thin; stomach half width of umbrella; 60–100, up to 150, radial canals; 10–30 marginal tentacles, rarely up to 40; marginal tentacle bulbs broad each with abaxial keel; 6–8 times as many small bulbs; up to 75 mm in diameter.
4. *Aequorea pensilis* (ESCHSCHOLTZ). Central disc lens-shaped, margin thin; stomach half to two thirds width of umbrella; 100–250 radial canals; 10–16 marginal tentacles; marginal tentacle bulbs with long lateral extensions and no abaxial keel; 8–16 times as many small bulbs; up to 100 mm in diameter.

Further Information on Identification

1. *Aequorea aequorea*: MAYER, 1910, p. 325, Pl. 22, figs. 1–4, Text-figs. 186, 187 (as *A. forskalea*); KRAMP, 1933, p. 593, fig. 63 (as *A. forskalea*); RUSSELL, 1939, p. 348, figs. 1a–c, 2a (as *A. forskalea*); RUSSELL, 1953, p. 342, Pl. XXXII, figs. 1, 2, Text-fig. 220 A (as *A. forskalea*); KRAMP, 1959, p. 167, Fig. 234; KRAMP, 1961, p. 203.
2. *Aequorea vitrina*: RUSSELL, 1939, p. 349, fig. 1d, e, fig. 2b; RUSSELL, 1953, p. 350, Pl. XXXII, fig. 3, Text-fig. 220 B; KRAMP, 1959, p. 166, fig. 233; KRAMP, 1961, p. 209.
3. *Aequorea macrodactyla*: BIGELOW, 1909, p. 174, Pl. 36, figs. 5–10; BIGELOW, 1919, pp. 310, 313, Pl. 43, fig. 7; RUSSELL, 1953, p. 355 in part, Pl. XXXIII, Text-fig. 220 C, D (as *A. pensilis*); KRAMP, 1953, pp. 294, 397; KRAMP, 1959, p. 167, fig. 235; KRAMP, 1961, p. 207.
4. *Aequorea pensilis*: BIGELOW, 1919, p. 311, Pl. 42, figs. 3, 4; RUSSELL, 1953, p. 355 in part; KRAMP, 1953, p. 295; KRAMP, 1959, p. 167, fig. 236; KRAMP, 1961, p. 208.

Distribution

	Species
Gulf of Bothnia	—
Gulf of Finland	—
Baltic Proper	—
Belt Sea	—
Kattegat	—
Skagerak	—
Northern North Sea	1
Southern North Sea	1, 2
English Channel (eastern)	1, 2
English Channel (western)	1, 2, 3, 4
Bristol Channel and Irish Sea	1, 2
South and West Ireland and Atlantic	1, 3, 4
Faroe Shetland Area	—
Faroe Iceland Area	—
Norwegian Sea	1
Barents Sea	—
Greenland	—

References to work on Biology

(Numbers after references give species referred to)

LEBOUR (1923), 1; EBEBECKE (1957), 1.

REFERENCES

- BIGELOW, H. B., 1909. Mem. Mus. comp. Zoöl. Harv., **37**.
BIGELOW, H. B., 1919. Bull. U.S. natn. Mus., 100, **1**: (5) 279.
EBBECKE, U., 1957. Pubbl. Staz. zool. Napoli, **30**: (1) 149.
KRAMP, P. L., 1933. Nord. Plankt., Lief. 22, XII, Teil 3, p. 541.
KRAMP, P. L., 1953. Scient. Rep. Gt Barrier Reef Exped., **6**: (4) 259.
- KRAMP, P. L., 1959. Dana Rep. No. 46.
KRAMP, P. L., 1961. J. mar. biol. Ass. U.K., **40**.
LEBOUR, M. V., 1923. J. mar. biol. Ass. U.K., **13**: 70
MAYER, A. G., 1910. *The Medusae of the World*.
RUSSELL, F. S., 1939. J. mar. biol. Ass. U.K., **23**: 347.
RUSSELL, F. S., 1953. *The Medusae of the British Isles*.